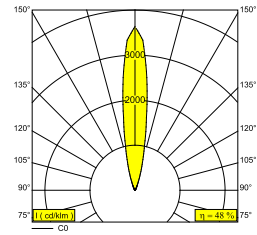
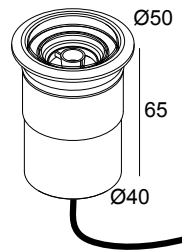


LOGIC 40 R A 93015 INOX

13957 9310 INOX

BESCHIKBAAR IN
INOX 13957 9310 INOX



 [Bekijk op website](#)



Algemene info

LOCATIE	buiten
INSTALLATIE	Vloer Inbouw
ZAAGMAAT/OPENING (MM)	rond - 43
INBOUWDIEPTE (MM)	70
STOF EN WATERDICHTHEID	IP67
IK	IK08
GEWICHT (KG)	0.4
RICHTBAARHEID	niet richtbaar
INFO	REFLECTOR SP-15° INCL.1 x CABLE H05 RN-F 2 x 1mm ² 0,5m EXCL.LED POWER SUPPLY 350mA-DC IEC 60598-2-13 : max.150kg 25N/cm ² ESG 6mm

Elektrische info

KLASSE	III
DIM TYPE	afhankelijk van de te kiezen externe voeding
ENERGIE KLASSE	F
CERTIFICATEN	CB, ENEC

Info lichtbron

LIGHTSOURCE NAME	LED
LICHTBRON	LED array 3,9W / CRI>90 (R9: 55) / 3000K / 385lm
TM-30-15 WAARDEN	Rf: 92 / Rg: 98
SDCM	SDCM2
RISK-GROEP	RG2 (threshold 0,6m)
LM80	L90B10 > 41000
LED TECHNIEK (LICHTBRON)	385lm // 3,9W // 98lm/W
LED TECHNIEK (TOESTEL)	186lm // 4W // 42lm/W

Benodigheden

LED POWER SUPPLY 350mA-DC DIM

LOGIC 40 R A 93015 INOX

13957 9310 INOX

Opties

LOGIC 40 BOX R

CBOX

IP68 CONNECTION KIT

IP68 CONNECTOR 3P

Voor gedetailleerde montage gegevens, consulteer de handleiding: [13957_XXX0_HAND.pdf](#)

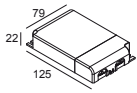
LOGIC 40 R A 93015 INOX

13957 9310 INOX

VERVOLLEDIG UW SPECIFICATIE

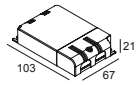
LED voedingen

#



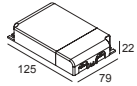
300 90 63 LED POWER SUPPLY MULTI-POWER DIM9

1->6(6)



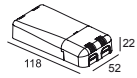
300 90 68 LED POWER SUPPLY MULTI-POWER DIM5

1->4(3)



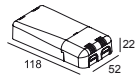
300 90 69 LED POWER SUPPLY MULTI-POWER HV DIM9

3->9(9)



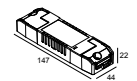
300 90 124 LED POWER SUPPLY MULTI-POWER DIM7

2->4(3)



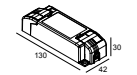
300 90 125 LED POWER SUPPLY MULTI-POWER MINI DIM5

2->4(3)



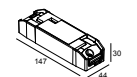
21012 0010 LED POWER SUPPLY MULTI POWER

2->3



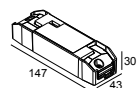
21012 0021 LED POWER SUPPLY MULTI POWER DIM1

2->4



21012 0035 LED POWER SUPPLY MULTI POWER DIM5

2->4

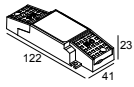


21012 005W LED POWER SUPPLY MULTI-POWER COMPACT WDL

1->4

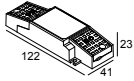
LOGIC 40 R A 93015 INOX

13957 9310 INOX



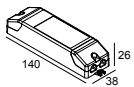
21012 0258 LED POWER SUPPLY MULTI POWER 200-350 / 10W DIM8

2->2



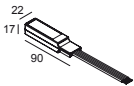
21012 0268 LED POWER SUPPLY MULTI POWER 200-350 / 15W DIM8

3->3



21012 0298 LED POWER SUPPLY MULTI POWER 250-900 / 20W DIM8

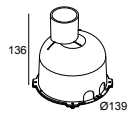
1->3



21032 0295 LED POWER CONVERTER 48V-DC to 350 mA-DC / 15W DIM5

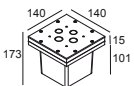
1->3

Grond montage dozen

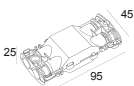


13910 0010 LOGIC 40 BOX R

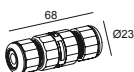
Waterdichte doorverbindingen



216 12 00 CBOX



216 12 01 IP68 CONNECTION KIT



216 12 02 IP68 CONNECTOR 3P

 DELTALIGHT®

LOGIC 40 R A 93015 INOX

13957 9310 INOX

Notes: